



Z-LINE

Z110S / Z110D

DC Current Isolator (self powered)

Z-LINE

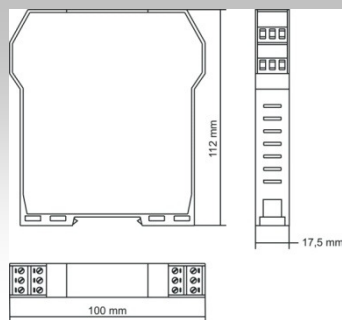
Standard converters



- ▶ INPUT: N.1/2 Ch. Current 4..20mA
- ▶ OUTPUT: N.1/2 Ch. Current 4..20mA
- ▶ Single (Z110S) or double (Z110D) channel version
- ▶ Retransmission of input: as an isolated 4 - 20 mA output
- ▶ Channel to channel isolation @ 1,5 KV
- ▶ Power supply: self powered from the input (primary) loop

TECHNICAL DATA

Z110S / Z110D – DC Current Isolator (self powered)



ORDER CODE

- Cod. Z110S** DC Current Isolator (single channel)
Cod. Z110D DC Current Isolator (double channel)

GENERAL FEATURES

Power supply	Self Powered from the input (primary) loop
Channels	N.1 (Z110S) N.2 (Z110D)
Accuracy	0,1%
Response time	< 100 ms
Galvanic Isolation	Input // output at 1500 Vac, digital
Voltage drop	Minimum Volt Drop at 20mA: 7V (all loads up to 160ohm) Maximum Volt Drop at 20mA 3.8V + (Load Resistance)*0.02V
Protections	Input / Output up to 35 Vdc
Humidity	30..90% a +40°C (not condensing)
Design	Terminal housing for mounting on 35 mm DIN 46277

Enclosure	"V0" self-extinguishing glass filled nylon case
Dimensions	17,5 x 100 x 112 mm (w x h x d)
Weight	140 g
Operating temperature	-20..60 °C
Connections	Plug-in screw clamp terminal blocks, wires up to 2.5 mm ²
IP Protection	IP 20
Approvals	EN50081-2 EN50082-2 EN61010-1
Standards	CE

INPUT

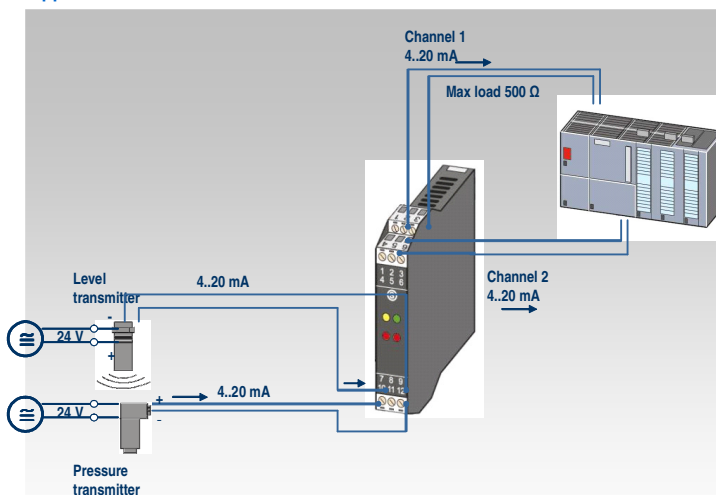
N.1 / 2 Channels
Current: 4..20 mA

OUTPUT

N.1 / 2 Channels
Current: 4..20 mA

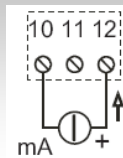
APPLICATION AND INSTALLATION

Application

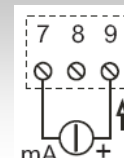


Input

Channel 1

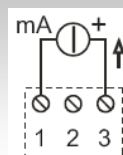


Channel 2



Output

Channel 1



Channel 2

