

IME 

ISTRUMENTI MISURE ELETTRICHE SpA

Tomek GmbH

1230 Wien

Österreich

Tel.0043-1-61003-0

Fax 0043-1-610036


www.tomek.at

e-mail info@tomek.at

CE201

VISUALIZZAZIONE

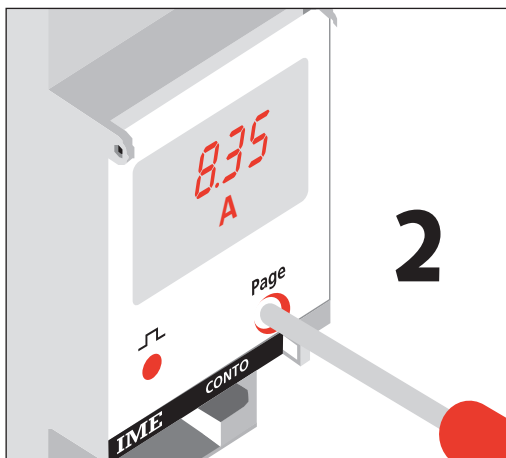
ENERGIA ATTIVA • ACTIVE ENERGY
ENERGIE ACTIVE • WIRKENERGIE



1

DISPLAY

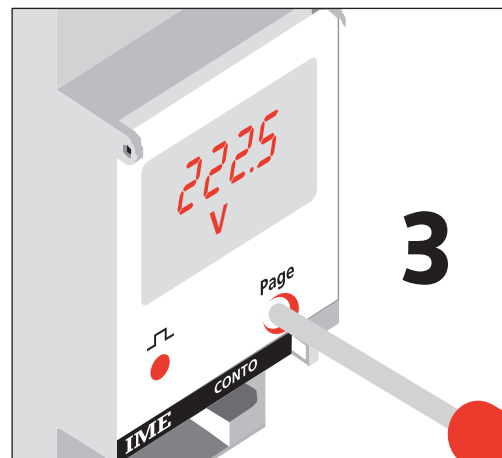
CORRENTE • CURRENT
COURANT • STROM



2

AFFICHAGE

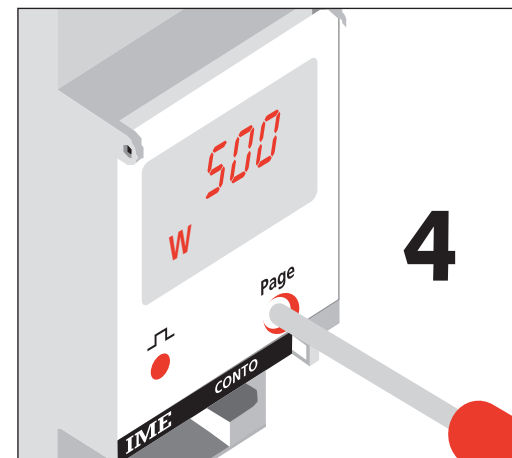
TENSIONE • VOLTAGE
TENSION • SPANNUNG



3

ANZEIGE

POTENZA ATTIVA • ACTIVE POWER
PUISSANCE ACTIVE • WIRKLEISTUNG



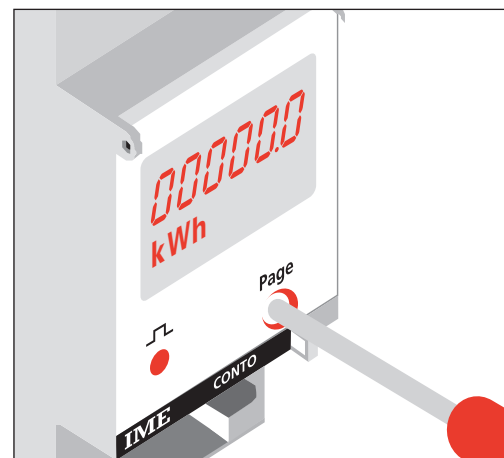
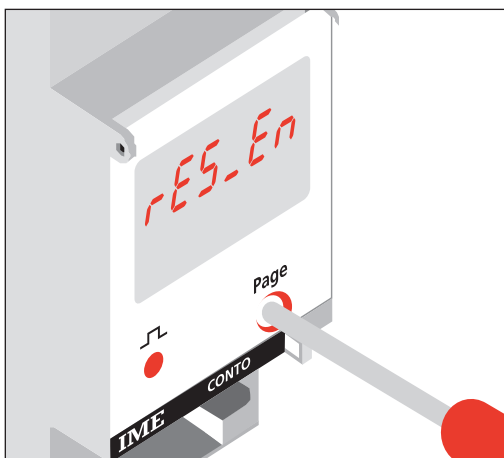
4

AZZERAMENTO CONTEGGIO ENERGIA

Tenere premuto il pulsante **Page** per alcuni secondi.
Sul display appare la dicitura **rES_En**.
Continuare a tenere premuto il pulsante **Page** fino a quando viene visualizzato **00000.0 kWh** a conferma dell'avvenuto azzeramento.

ENERGY COUNTER RESET

Keep **Page** key depressed for some seconds.
Display will show **rES_En** wording.
Keep on pressing **Page** key until **00000.0 kWh** is displayed to confirm that counter has been reset.



REMISE A ZERO DU COMPTAGE ENERGIE

Tenir la touche **Page** enfoncée pour quelque seconde.
L'afficheur affiche **rES_En**.
Continuer à tenir la touche **Page** enfoncée jusqu'à sera affiché **00000.0 kWh** pour confirmer que le compteur a été remis à zéro.

ENERGIEZÄHLERNULL- STELLUNG

Halten Sie die **Page-Taste** für einige Sekunden gedrückt.
Am Display erscheint **rES_En**.
Halten Sie die **Page-Taste** gedrückt bis am Display **00000.0 kWh** erscheint wird.
Die Nullstellung wird damit bestätigt.